

# DEUBLIN

## 9000 Series Steam and Hot Oil Unions

- monoflow and duoflow design
- self-supported rotating union
- spherical Carbon Graphite seal
- seal wear indicator allows preventive maintenance
- 2 torque lugs on the housing
- nickel-plated cast iron housing
- steel rotor, nickel-plated for steam service

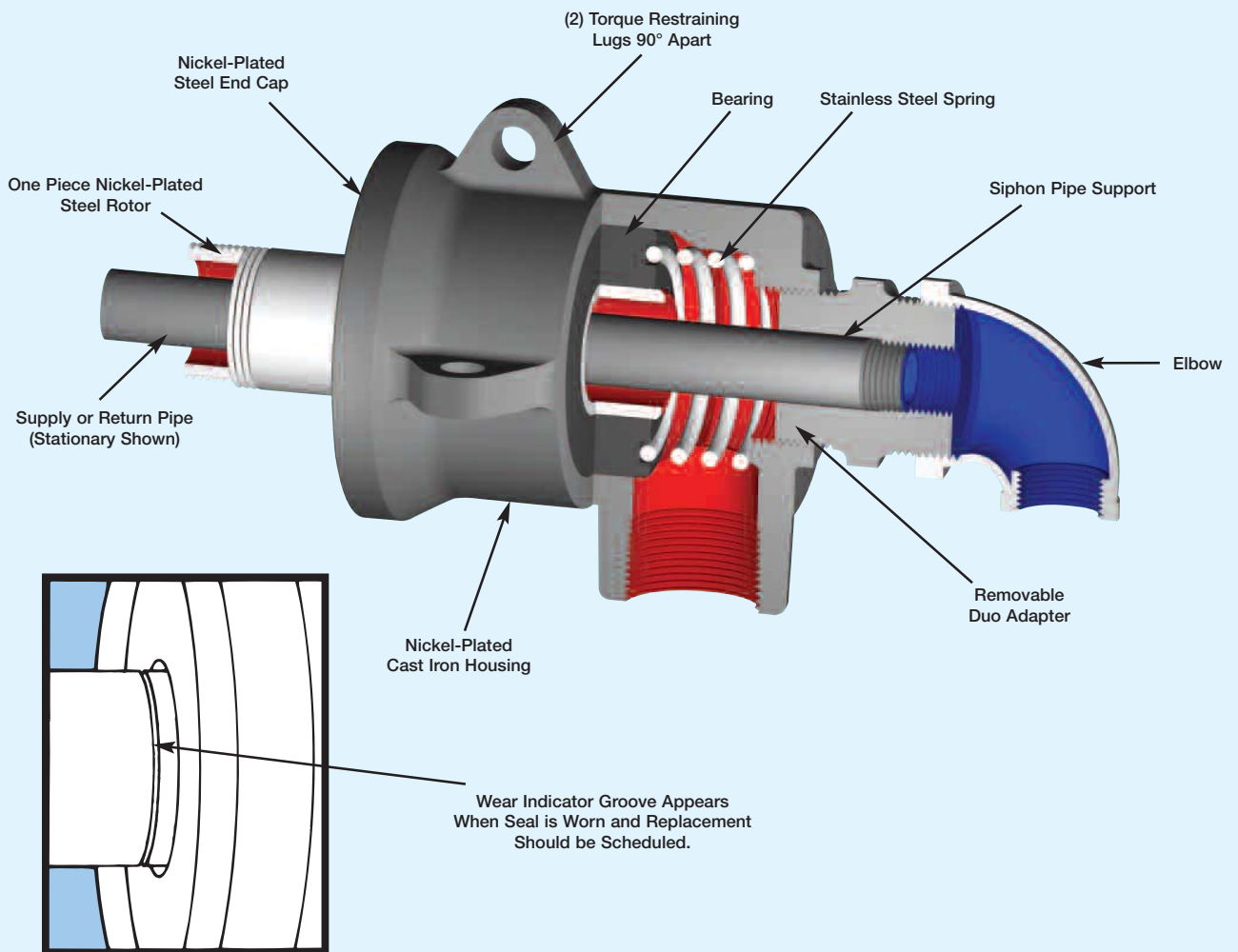


### Operating Data

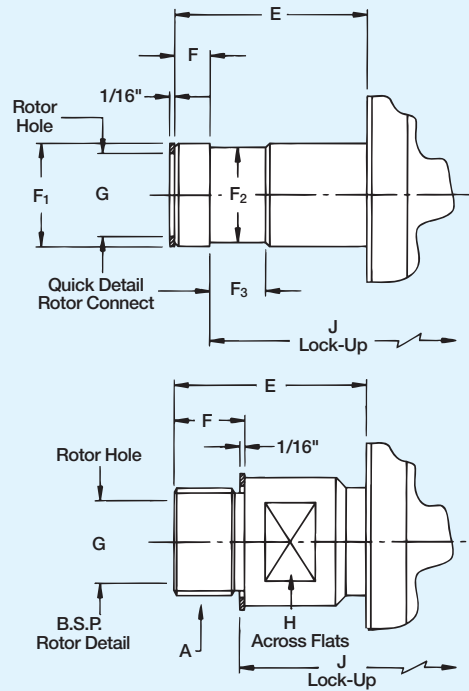
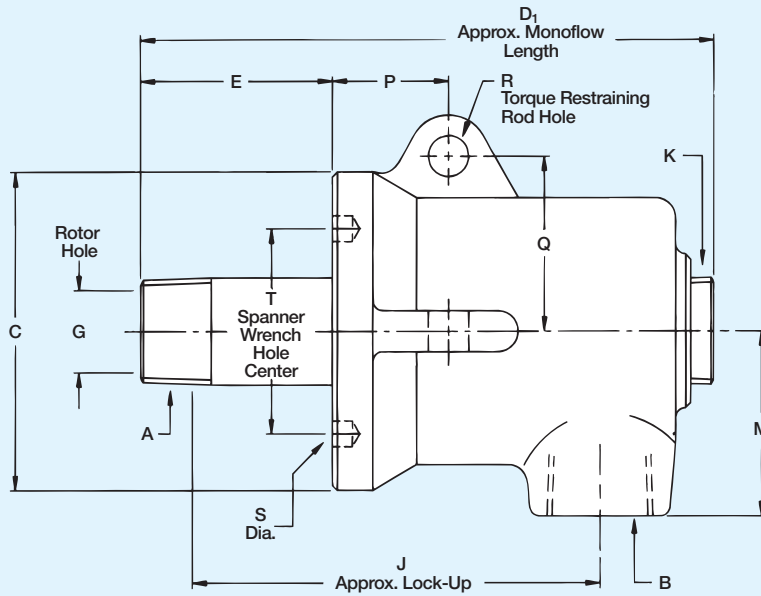
Maximum Saturated Steam Pressure <sup>①</sup>	150 PSI	10 bar
Maximum Saturated Steam Temperature	365 °F	185 °C
Maximum Hot Oil Pressure <sup>①</sup>	100 PSI	7 bar
Maximum Speed <sup>①</sup>	400 RPM	400/min

Maximum Hot Oil Temperature 450°F >450°F consult **DEUBLIN**

<sup>①</sup> Union is designed for continuous operation at either maximum speed or maximum pressure. If operating conditions are close to maximum pressure and speed simultaneously, consult **DEUBLIN**.

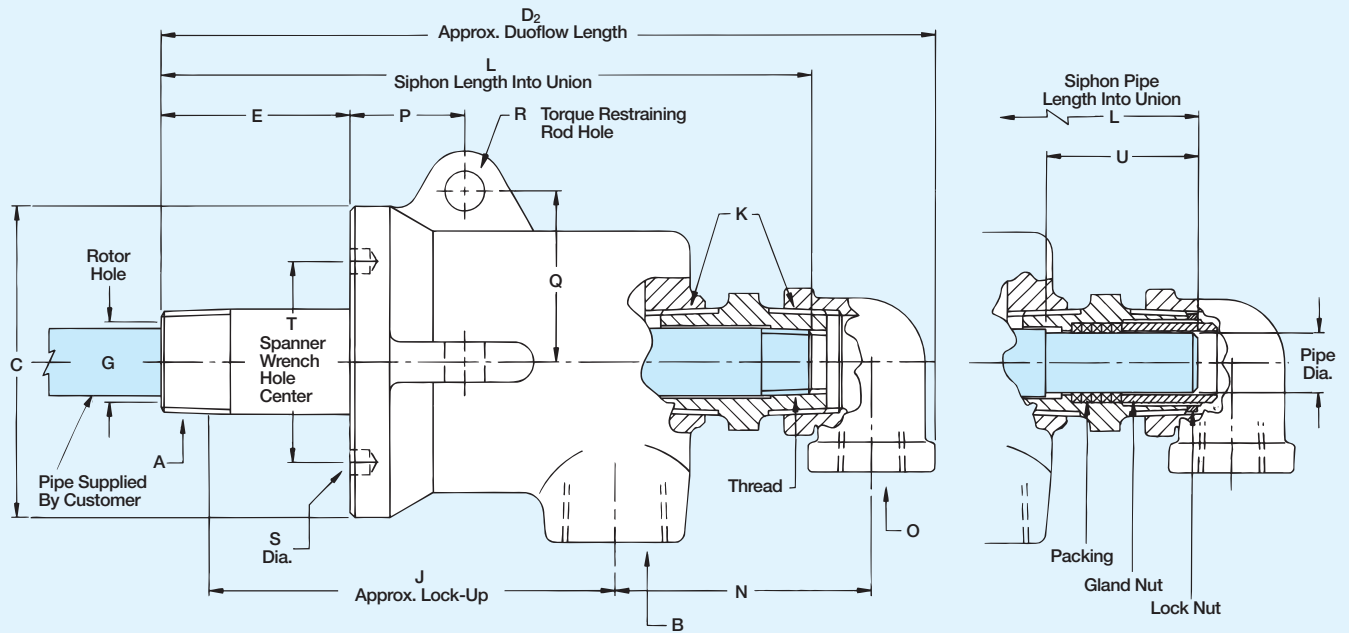


# 9000 Series Monoflow Union Specifications



B Port	Ordering Number		A Rotor Thread	C	D <sub>1</sub>	D <sub>2</sub>	E	F	F <sub>1</sub>	F <sub>2</sub>	F <sub>3</sub>	G	H	J	K
	Steam Service	Hot Oil Service													
3/4" NPT	9075-001-106	9075-020-124	3/4" NPT RH	3 7/16"	6"	8 5/8"	1 7/8"	-	-	-	-	2 1/32"	-	4 9/16"	1"
	9075-001-107	9075-020-125	3/4" NPT LH												
	9075-001-117	9075-020-128	QUICK CONNECT	3 7/16"	6"	8 5/8"	1 7/8"	7/16"	1.025	.955	11/16"	2 1/32"	-	4 1/2"	1"
G 3/4" (BSP)	9075-029-110	9075-030-126	G 3/4" (BSP) RH	87	153	219	48	19	-	-	-	16.6	25	108	1"
	9075-029-111	9075-030-127	G 3/4" (BSP) LH												
1" NPT	9100-001-103	9100-020-220	1" NPT RH	3 13/16"	7 1/4"	9 7/8"	2 3/8"	-	-	-	-	1"	-	5 5/8"	1"
	9100-001-109	9100-020-221	1" NPT LH												
	9100-001-121	9100-020-213	QUICK CONNECT	3 13/16"	7 1/4"	9 7/8"	2 3/8"	7/16"	1.274	1.216	11/16"	1"	-	5 7/16"	1"
G 1" (BSP)	9100-027-113	9100-045-211	G 1" (BSP) RH	97	184	251	60	22	-	-	-	25	32	128	1"
	9100-027-112	9100-045-212	G 1" (BSP) LH												
1 1/4" NPT	9125-001-109	9125-020-139	1 1/4" NPT RH	4 7/16"	8 3/8"	11 1/8"	2 1/2"	-	-	-	-	1 1/4"	-	5 7/8"	1 1/2"
	9125-001-110	9125-020-140	1 1/4" NPT LH												
	9125-001-126	9125-020-141	QUICK CONNECT	4 7/16"	7 7/8"	10 7/8"	2 1/4"	1/2"	1.615	1.562	3/4"	1 1/4"	-	5 7/8"	1 1/2"
G 1 1/4" (BSP)	9125-015-118	9125-030-137	G 1 1/4" (BSP) RH	112	206	282	64	25	-	-	-	32	38	138	1 1/2"
	9125-015-119	9125-030-138	G 1 1/4" (BSP) LH												
1 1/2" NPT	9150-001-103	9150-020-195	1 1/2" NPT RH	5 1/4"	9"	12 5/8"	2 1/2"	-	-	-	-	1 1/2"	-	6 5/8"	1 1/2"
	9150-001-104	9150-020-196	1 1/2" NPT LH												
	9150-001-117	9150-020-199	QUICK CONNECT	5 1/4"	9"	12 5/8"	2 1/2"	1/2"	1.865	1.775	7/8"	1 1/2"	-	6 5/8"	1 1/2"
G 1 1/2" (BSP)	9150-018-113	9150-031-197	G 1 1/2" (BSP) RH	133	229	320	64	28	-	-	-	38	46	154	1 1/2"
	9150-018-114	9150-031-198	G 1 1/2" (BSP) LH												
2" NPT	9200-001-102	9200-020-112	2" NPT RH	6 3/32"	10 1/16"	13 3/16"	2 5/8"	-	-	-	-	1 15/16"	-	7 3/32"	1 1/2"
	9200-001-111	9200-020-113	2" NPT LH												
	9200-001-121	9200-020-122	QUICK CONNECT	6 3/32"	10 1/16"	13 3/16"	3"	5/8"	2.320	2.230	7/8"	1 15/16"	-	7 7/16"	1 1/2"
G 2" (BSP)	9200-029-117	9200-030-119	G 2" (BSP) RH	154	255	341	67	30	-	-	-	49	60	166	1 1/2"
	9200-029-118	9200-030-120	G 2" (BSP) LH												

# 9000 Series Duoflow Union Specifications



**Fixed Siphon Detail**

**Rotating Siphon Detail**

P	Q	R	S	T	Fixed Siphon			Rotating Siphon				M	N	O	Shpg. Wt.	
					Elbow Suffix	Thread	L	Elbow Suffix	Pipe Size	Pipe Dia.	U					L
1 1/2"	1 15/16"	15/32"	17/64"	2 1/4"	-400	1/4" NPT	7 1/4"	-402	1/4"	.500" .495"	2"	7 1/4"	2"	2 3/8"	1/2" NPT	8#
1 1/2"	1 15/16"	15/32"	17/64"	2 1/4"	-400	1/4" NPT	7 1/4"	-402	1/4"	.500" .495"	2"	7 1/4"	2"	2 3/8"	1/2" NPT	8#
38	49	12	7	57	-409	G 1/4" (BSP)	184	-417	1/4"	12.70 12.57	51	184	51	60	G 1/2" (BSP)	3.6 Kg
1 1/2"	2 1/8"	17/32"	5/16"	2 1/2"	-400	1/4" NPT	8"	-403	3/8"	.663" .657"	2"	8 3/8"	2 1/4"	3 5/16"	1/2" NPT	10#
					-401	3/8" NPT										
1 1/2"	2 1/8"	17/32"	5/16"	2 1/2"	-400	1/4" NPT	8"	-403	3/8"	.663" .657"	2"	8 3/8"	2 1/4"	3 5/16"	1/2" NPT	10#
					-401	3/8" NPT										
38	54	13.5	8	63	-409	G 1/4" (BSP)	203	-418	3/8"	16.84 16.68	51	213	57	84	G 1/2" (BSP)	4.5 Kg
					-408	G 3/8" (BSP)										
1 5/8"	2 3/8"	17/32"	11/32"	3"	-400	1/2" NPT	8 3/4"	-402	1/2"	.809" .803"	2 3/8"	9 3/4"	3"	3 7/8"	3/4" NPT	15#
1 5/8"	2 3/8"	17/32"	11/32"	3"	-400	1/2" NPT	8 1/2"	-402	1/2"	.809" .803"	2 3/8"	9 1/2"	3"	3 3/8"	3/4" NPT	15#
42	60	13.5	8.7	76	-406	G 1/2" (BSP)	222	-439	1/2"	20.54 20.39	60	247	76	98	G 3/4" (BSP)	6.8 Kg
2 3/16"	2 7/8"	21/32"	11/32"	3 1/2"	-400	1/2" NPT	10 1/2"	-403	3/4"	.997" .991"	2 1/2"	11 9/16"	3 1/2"	4 5/8"	3/4" NPT	25#
					-401	3/4" NPT										
2 3/16"	2 7/8"	21/32"	11/32"	3 1/2"	-400	1/2" NPT	10 1/2"	-403	3/4"	.997" .991"	2 1/2"	11 9/16"	3 1/2"	4 5/8"	3/4" NPT	25#
					-401	3/4" NPT										
55	73	16.7	8.7	89	-406	G 1/2" (BSP)	266	-438	3/4"	25.32 25.17	63	294	89	117	G 3/4" (BSP)	11.5 Kg
					-433	G 3/4" (BSP)										
2 7/16"	3 7/16"	5/8"	-	-	-400	1/2" NPT	10 7/8"	-403	3/4"	.997" .991"	2 1/2"	12 5/8"	3 7/16"	5"	3/4" NPT	31#
					-401	3/4" NPT										
2 7/16"	3 7/16"	5/8"	-	-	-400	1/2" NPT	11 1/4"	-403	3/4"	.997" .991"	2 1/2"	13"	3 7/16"	5"	3/4" NPT	31#
					-401	3/4" NPT										
62	87	16	-	-	-406	G 1/2" (BSP)	276	-438	3/4"	25.32 25.17	63	320	87	127	G 3/4" (BSP)	14 Kg
					-433	G 3/4" (BSP)										